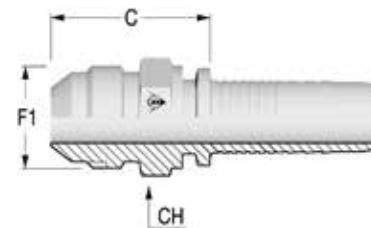


// SUPERTRAK - INSERTI JIC 37 JIC 37° INSERTS

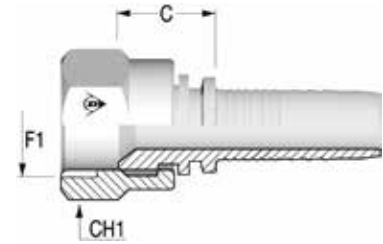
// 550200 - MASCHIO JIC SV. 37° - AGJ

// JIC MALE 37° CONE - AGJ



Code	Nut Type	ID			F1	F1	C	CH
		Dash	mm	In	Dash Size		mm	mm
550200-04-03	NA	03	5,0	3/16"	04	7/16-20	23,8	12,0
550200-04-04	NA	04	6,0	1/4"	04	7/16-20	25,3	12,0
550200-05-04	NA	04	6,0	1/4"	05	1/2-20	25,3	14,0
550200-06-04	NA	04	6,0	1/4"	06	9/16-18	26,3	17,0
550200-05-05	NA	05	8,0	5/16"	05	1/2-20	25,3	14,0
550200-06-05	NA	05	8,0	5/16"	06	9/16-18	26,3	17,0
550200-08-05	NA	05	8,0	5/16"	08	3/4-16	29,8	19,0
550200-06-06	NA	06	10,0	3/8"	06	9/16-18	26,3	17,0
550200-08-06	NA	06	10,0	3/8"	08	3/4-16	29,8	19,0
550200-10-06	NA	06	10,0	3/8"	10	7/8-14	33,8	24,0
550200-08-08	NA	08	13,0	1/2"	08	3/4-16	30,6	19,0
550200-10-08	NA	08	13,0	1/2"	10	7/8-14	34,6	24,0
550200-12-08	NA	08	13,0	1/2"	12	1 1/16-12	37,1	27,0
550200-10-10	NA	10	16,0	5/8"	10	7/8-14	34,6	24,0
550200-12-10	NA	10	16,0	5/8"	12	1 1/16-12	37,1	27,0
550200-12-12	NA	12	19,0	3/4"	12	1 1/16-12	37,6	27,0
550200-14-12	NA	12	19,0	3/4"	14	1 3/16-12	40,1	32,0
550200-16-12	NA	12	19,0	3/4"	16	1 5/16-12	42,6	36,0
550200-12-16	NA	16	25,0	1"	12	1 1/16-12	40,4	32,0
550200-16-16	NA	16	25,0	1"	16	1 5/16-12	43,4	36,0
550200-20-16	NA	16	25,0	1"	20	1 5/8-12	46,9	46,0
550200-20-20	NA	20	32,0	1 1/4"	20	1 5/8-12	48,5	46,0
550200-24-20	NA	20	32,0	1 1/4"	24	1 7/8-12	52,5	50,0
550200-24-24	NA	24	38,0	1 1/2"	24	1 7/8-12	52,5	50,0
550200-32-32	NA	32	51,0	2"	32	2 1/2-12	62,0	65,0

// A55005 - FEMMINA JIC SV. 37° - DKJ
// JIC FEMALE 37° SEAT - DKJ

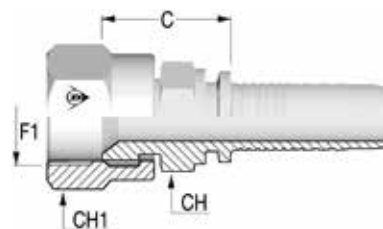


89

Code	Nut Type	ID			F1		C	CH1
		Dash	mm	In	Dash Size	F1		
A55005-04-03	CR	03	5,0	3/16"	04	7/16-20	14,3	16,0
A55005-04-04	CR	04	6,0	1/4"	04	7/16-20	14,6	16,0
A55005-05-04	CR	04	6,0	1/4"	05	1/2-20	15,3	17,0
A55005-06-04	CR	04	6,0	1/4"	06	9/16-18	15,3	19,0
A55005-05-05	CR	05	8,0	5/16"	05	1/2-20	15,3	17,0
A55005-06-05	CR	05	8,0	5/16"	06	9/16-18	15,3	19,0
A55005-06-06	CR	06	10,0	3/8"	06	9/16-18	15,3	19,0
A55005-08-06	CR	06	10,0	3/8"	08	3/4-16	17,8	25,0
A55005-10-06	CR	06	10,0	3/8"	10	7/8-14	20,3	27,0
A55005-08-08	CR	08	13,0	1/2"	08	3/4-16	18,6	25,0
A55005-10-08	CR	08	13,0	1/2"	10	7/8-14	19,6	27,0
A55005-12-08	CR	08	13,0	1/2"	12	1 1/16-12	22,1	32,0
A55005-10-10	CR	10	16,0	5/8"	10	7/8-14	19,6	27,0
A55005-12-10	CR	10	16,0	5/8"	12	1 1/16-12	20,1	32,0
A55005-10-12	CR	12	19,0	3/4"	10	7/8-14	20,1	27,0
A55005-12-12	CR	12	19,0	3/4"	12	1 1/16-12	20,6	32,0
A55005-14-12	CR	12	19,0	3/4"	14	1 3/16-12	19,9	36,0
A55005-16-12	CR	12	19,0	3/4"	16	1 5/16-12	22,1	38,0
A55005-12-16	CR	16	25,0	1"	12	1 1/16-12	22,4	32,0
A55005-16-16	CR	16	25,0	1"	16	1 5/16-12	23,9	38,0
A55005-20-16	TN	16	25,0	1"	20	1 5/8-12	26,5	50,0
A55005-16-20	CR	20	32,0	1 1/4"	16	1 5/16-12	26,5	38,0
A55005-20-20	TN	20	32,0	1 1/4"	20	1 5/8-12	28,1	50,0
A55005-24-20	TN	20	32,0	1 1/4"	24	1 7/8-12	30,4	55,0
A55005-24-24	TN	24	38,0	1 1/2"	24	1 7/8-12	29,4	55,0
A55005-32-32	TN	32	51,0	2"	32	2 1/2-12	32,0	70,0

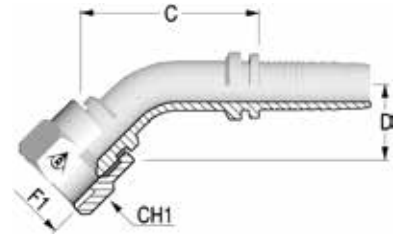
// A55H05 - FEMMINA JIC SV. 37° CON CONTRO-ESAGONO - DKJ

// JIC FEMALE 37° SEAT WITH STEM HEXAGON - DKJ



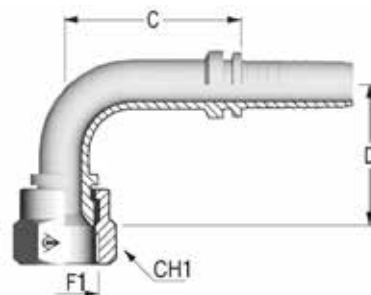
Code	Nut Type	ID			F1	F1	C	CH	CH1
		Dash	mm	In	Dash Size		mm	mm	mm
A55H05-04-03	CR	03	5,0	3/16"	04	7/16-20	18,1	12,0	16,0
A55H05-03-04	CR	04	6,0	1/4"	03	3/8-24	19,8	12,0	14,0
A55H05-04-04	CR	04	6,0	1/4"	04	7/16-20	19,6	14,0	16,0
A55H05-05-04	CR	04	6,0	1/4"	05	1/2-20	20,3	14,0	17,0
A55H05-06-04	CR	04	6,0	1/4"	06	9/16-18	20,3	14,0	19,0
A55H05-05-05	CR	05	8,0	5/16"	05	1/2-20	20,3	14,0	17,0
A55H05-06-05	CR	05	8,0	5/16"	06	9/16-18	20,3	14,0	19,0
A55H05-04-06	CR	06	10,0	3/8"	04	7/16-20	20,6	17,0	16,0
A55H05-05-06	CR	06	10,0	3/8"	05	1/2-20	21,3	16,0	17,0
A55H05-06-06	CR	06	10,0	3/8"	06	9/16-18	21,3	17,0	19,0
A55H05-08-06	CR	06	10,0	3/8"	08	3/4-16	24,8	19,0	25,0
A55H05-10-06	CR	06	10,0	3/8"	10	7/8-14	25,8	22,0	27,0
A55H05-06-08	CR	08	13,0	1/2"	06	9/16-18	23,1	19,0	19,0
A55H05-08-08	CR	08	13,0	1/2"	08	3/4-16	25,6	19,0	25,0
A55H05-10-08	CR	08	13,0	1/2"	10	7/8-14	26,6	22,0	27,0
A55H05-12-08	CR	08	13,0	1/2"	12	1 1/16-12	28,1	25,0	32,0
A55H05-08-10	CR	10	16,0	5/8"	08	3/4-16	26,6	24,0	25,0
A55H05-10-10	CR	10	16,0	5/8"	10	7/8-14	27,6	24,0	27,0
A55H05-12-10	CR	10	16,0	5/8"	12	1 1/16-12	28,1	25,0	32,0
A55H05-10-12	CR	12	19,0	3/4"	10	7/8-14	28,1	27,0	27,0
A55H05-12-12	CR	12	19,0	3/4"	12	1 1/16-12	28,6	27,0	32,0
A55H05-14-12	CR	12	19,0	3/4"	14	1 3/16-12	29,9	32,0	36,0
A55H05-16-12	CR	12	19,0	3/4"	16	1 5/16-12	32,1	32,0	38,0
A55H05-16-14	CR	14	22,0	7/8"	16	1 5/16-12	32,1	32,0	38,0
A55H05-12-16	CR	16	25,0	1"	12	1 1/16-12	31,4	32,0	32,0
A55H05-16-16	CR	16	25,0	1"	16	1 5/16-12	32,9	32,0	38,0
A55H05-20-16	TN	16	25,0	1"	20	1 5/8-12	37,5	41,0	50,0
A55H05-20-18	TN	-	29,0	1 1/8"	20	1 5/8-12	37,5	41,0	50,0
A55H05-16-20	CR	20	32,0	1 1/4"	16	1 5/16-12	37,5	41,0	38,0
A55H05-20-20	TN	20	32,0	1 1/4"	20	1 5/8-12	39,1	41,0	50,0
A55H05-24-20	TN	20	32,0	1 1/4"	24	1 7/8-12	43,4	50,0	55,0
A55H05-24-22	TN	-	35,0	1 3/8"	24	1 7/8-12	43,4	50,0	55,0
A55H05-24-24	TN	24	38,0	1 1/2"	24	1 7/8-12	43,4	50,0	55,0
A55H05-32-32	TN	32	51,0	2"	32	2 1/2-12	49,0	65,0	70,0

// A55064 - FEMMINA 45° JIC SV. 37° - DKJ 45M
// 45° JIC FEMALE 37° SEAT - MEDIUM DROP - DKJ 45M



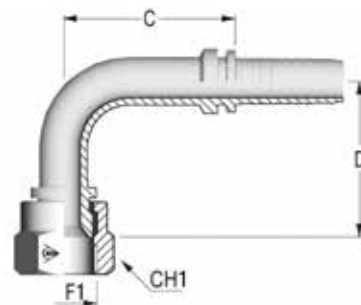
Code	Nut Type	ID			F1 Dash Size	F1	C mm	D Drop mm	CH1 mm
		Dash	mm	In					
A55064-04-03	CR	03	5,0	3/16"	04	7/16-20	37,1	10,0	16,0
A55064-04-04	CR	04	6,0	1/4"	04	7/16-20	36,6	10,0	16,0
A55064-05-04	CR	04	6,0	1/4"	05	1/2-20	37,2	12,0	17,0
A55064-06-04	CR	04	6,0	1/4"	06	9/16-18	39,4	11,0	19,0
A55064-05-05	CR	05	8,0	5/16"	05	1/2-20	39,8	12,0	17,0
A55064-06-05	CR	05	8,0	5/16"	06	9/16-18	42,8	12,0	19,0
A55064-06-06	CR	06	10,0	3/8"	06	9/16-18	46,3	11,0	19,0
A55064-08-06	CR	06	10,0	3/8"	08	3/4-16	47,2	15,0	25,0
A55064-08-08	CR	08	13,0	1/2"	08	3/4-16	51,6	15,0	25,0
A55064-10-08	CR	08	13,0	1/2"	10	7/8-14	50,7	16,0	27,0
A55064-12-08	CR	08	13,0	1/2"	12	1 1/16-12	57,0	21,0	32,0
A55064-10-10	CR	10	16,0	5/8"	10	7/8-14	62,2	19,0	27,0
A55064-12-10	CR	10	16,0	5/8"	12	1 1/16-12	68,6	21,0	32,0
A55064-12-12	CR	12	19,0	3/4"	12	1 1/16-12	67,5	21,0	32,0
A55064-14-12	CR	12	19,0	3/4"	14	1 3/16-12	67,6	23,0	36,0
A55064-16-12	CR	12	19,0	3/4"	16	1 5/16-12	71,4	26,0	38,0
A55064-16-16	CR	16	25,0	1"	16	1 5/16-12	79,4	24,0	38,0
A55064-20-16	TN	16	25,0	1"	20	1 5/8-12	83,8	37,0	50,0
A55064-20-20	TN	20	32,0	1 1/4"	20	1 5/8-12	97,1	37,0	50,0
A55064-24-24	TN	24	38,0	1 1/2"	24	1 7/8-12	112,7	43,0	55,0
A55064-32-32	TN	32	51,0	2"	32	2 1/2-12	159,9	67,0	70,0

// A55053 - FEMMINA 90° JIC SV. 37° SHORT DROP - DKJ 90S
// 90° JIC FEMALE 37° SEAT - SHORT DROP - DKJ 90S



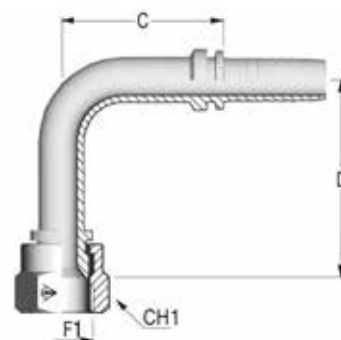
Code	Nut Type	ID			F1	F1	C	D Drop	CH1
		Dash	mm	In	Dash Size		mm	mm	mm
A55053-04-03	CR	03	5,0	3/16"	04	7/16-20	26,7	21,0	16,0
A55053-04-04	CR	04	6,0	1/4"	04	7/16-20	27,0	21,0	16,0
A55053-05-04	CR	04	6,0	1/4"	05	1/2-20	26,5	23,5	17,0
A55053-06-04	CR	04	6,0	1/4"	06	9/16-18	31,0	23,0	19,0
A55053-06-05	CR	05	8,0	5/16"	06	9/16-18	42,7	23,0	19,0
A55053-05-06	CR	06	10,0	3/8"	05	1/2-20	33,3	25,0	17,0
A55053-06-06	CR	06	10,0	3/8"	06	9/16-18	42,3	25,0	19,0
A55053-08-06	CR	06	10,0	3/8"	08	3/4-16	48,8	29,0	25,0
A55053-08-08	CR	08	13,0	1/2"	08	3/4-16	46,4	29,0	25,0
A55053-10-08	CR	08	13,0	1/2"	10	7/8-14	45,8	32,0	27,0
A55053-12-08	CR	08	13,0	1/2"	12	1 1/16-12	37,3	46,0	32,0
A55053-10-10	CR	10	16,0	5/8"	10	7/8-14	36,5	32,0	27,0
A55053-12-10	CR	10	16,0	5/8"	12	1 1/16-12	47,9	48,0	32,0
A55053-12-12	CR	12	19,0	3/4"	12	1 1/16-12	58,2	46,0	32,0
A55053-14-12	CR	12	19,0	3/4"	14	1 3/16-12	49,6	52,5	36,0
A55053-16-12	CR	12	19,0	3/4"	16	1 5/16-12	53,6	53,0	38,0
A55053-16-16	CR	16	25,0	1"	16	1 5/16-12	74,0	56,0	38,0

// A55054 - FEMMINA 90° JIC SV. 37° MEDIUM DROP - DKJ 90M
// 90° JIC FEMALE 37° SEAT - MEDIUM DROP - DKJ 90M



Code	Nut Type	ID			F1 Dash Size	F1	C mm	D Drop mm	CH1 mm
		Dash	mm	In					
A55054-04-03	CR	03	5,0	3/16"	04	7/16-20	33,5	32,0	16,0
A55054-04-04	CR	04	6,0	1/4"	04	7/16-20	34,2	32,0	16,0
A55054-05-04	CR	04	6,0	1/4"	05	1/2-20	25,7	30,0	17,0
A55054-06-04	CR	04	6,0	1/4"	06	9/16-18	28,5	38,0	19,0
A55054-05-05	CR	05	8,0	5/16"	05	1/2-20	34,2	32,0	17,0
A55054-06-05	CR	05	8,0	5/16"	06	9/16-18	33,2	35,0	19,0
A55054-06-06	CR	06	10,0	3/8"	06	9/16-18	31,3	35,0	19,0
A55054-08-06	CR	06	10,0	3/8"	08	3/4-16	39,5	41,0	25,0
A55054-10-06	CR	06	10,0	3/8"	10	7/8-14	44,6	47,0	27,0
A55054-08-08	CR	08	13,0	1/2"	08	3/4-16	37,2	40,0	25,0
A55054-10-08	CR	08	13,0	1/2"	10	7/8-14	43,3	47,0	27,0
A55054-10-10	CR	10	16,0	5/8"	10	7/8-14	49,4	48,0	27,0
A55054-12-10	CR	10	16,0	5/8"	12	1 1/16-12	47,9	58,0	32,0
A55054-12-12	CR	12	19,0	3/4"	12	1 1/16-12	52,4	54,0	32,0
A55054-16-12	CR	12	19,0	3/4"	16	1 5/16-12	52,6	72,0	38,0
A55054-16-16	CR	16	25,0	1"	16	1 5/16-12	72,6	71,5	38,0
A55054-20-16	TN	16	25,0	1"	20	1 5/8-12	72,6	78,0	50,0
A55054-20-20	TN	20	32,0	1 1/4"	20	1 5/8-12	82,4	78,0	50,0
A55054-24-20	TN	20	32,0	1 1/4"	24	1 7/8-12	87,3	82,0	55,0
A55054-24-24	TN	24	38,0	1 1/2"	24	1 7/8-12	95,3	92,0	55,0
A55054-32-32	TN	32	51,0	2"	32	2 1/2-12	129,5	140,0	70,0

// A55055 - FEMMINA 90° JIC SV. 37° LONG DROP - DKJ 90L
// 90° JIC FEMALE 37° SEAT - LONG DROP - DKJ 90L



Code	Nut Type	ID			F1 Dash Size	F1	C mm	D Drop mm	CH1 mm
		Dash	mm	In					
A55055-04-04	CR	04	6,0	1/4"	04	7/16-20	30,8	46,0	16,0
A55055-05-04	CR	04	6,0	1/4"	05	1/2-20	31,3	45,0	17,0
A55055-06-06	CR	06	10,0	3/8"	06	9/16-18	43,3	54,0	19,0
A55055-08-06	CR	06	10,0	3/8"	08	3/4-16	46,8	64,0	25,0
A55055-08-08	CR	08	13,0	1/2"	08	3/4-16	49,9	64,0	25,0
A55055-10-08	CR	08	13,0	1/2"	10	7/8-14	37,3	65,0	27,0
A55055-10-10	CR	10	16,0	5/8"	10	7/8-14	49,9	65,0	27,0
A55055-12-12	CR	12	19,0	3/4"	12	1 1/16-12	54,1	95,0	32,0
A55055-16-16	CR	16	25,0	1"	16	1 5/16-12	78,6	114,0	38,0